Department for Management and Economics

ASSESSMENT REPORT

2026

LOA for all programs of business

Summative_indirect_program evaluation

DBS target: Graduating students are expected to possess knowledge in the fundamentals of general business theory

Sub-target: GMBA students can describe and discuss, with confidence, the fundamentals of general business theory

		Analysis of Results	
Performance Measure (Competency)	Description of Measurement Instrument	Areas of Success	Insert Graphs or Tables of Resulting Trends for 3-5 Years (please graph all available data up to five years)
Average score achieved is below 2. (1=very much agree; 5= I do not agree at all).	Program Evaluation: Graduates of each year assess their achieved learning outcomes (1-5)	2017:1,6 2018: 1,7 2019: 1,9 2026: 2,08	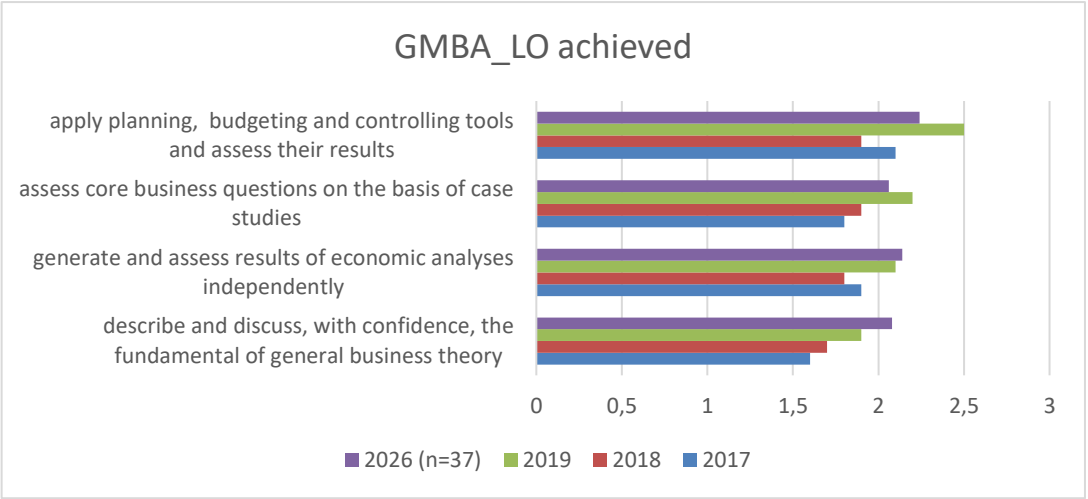

LOA for all programs of business
Summative_indirect_program evaluation

DBS target: Graduating students are expected to possess knowledge in the fundamentals of general business theory
Sub-Target: MBA Students with specializations can describe and discuss, with confidence, the fundamentals of general business theory

		Analysis of Results	
Performance Measure (Competency)	Description of Measurement Instrument	Areas of Success	Insert Graphs or Tables of Resulting Trends for 3-5 Years (please graph all available data up to five years)
Average score achieved is below 2. (1=very much agree; 5= I do not agree at all).	Program Evaluation: Graduates of each year assess their achieved learning outcomes (1-5)	2021:2,4 2022: 1,3 2023: 1,9 2026: 1,8	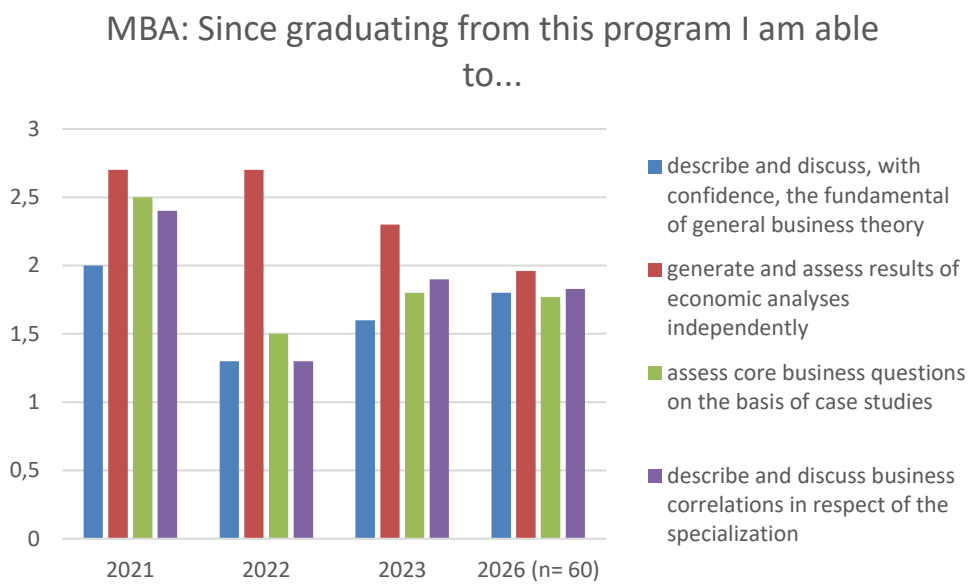

LOA for all programs of business
Summative_indirect_program evaluation

Target: Graduating students are expected to possess knowledge in the fundamentals of general business theory.
Sub-target: MSc students can describe fundamental correlations in general business theories

		Analysis of Results	
Performance Measure (Competency)	Description of Measurement Instrument	Areas of Success	Insert Graphs or Tables of Resulting Trends for 3-5 Years (please graph all available data up to five years)
Average score achieved is below 2. (1=very much agree; 5= I do not agree at all).	Program Evaluation: Graduates of each year assess their achieved learning outcomes (1-5)	2017: 2,5 2018: 2,7 2019: 2,1 2026: 2,02	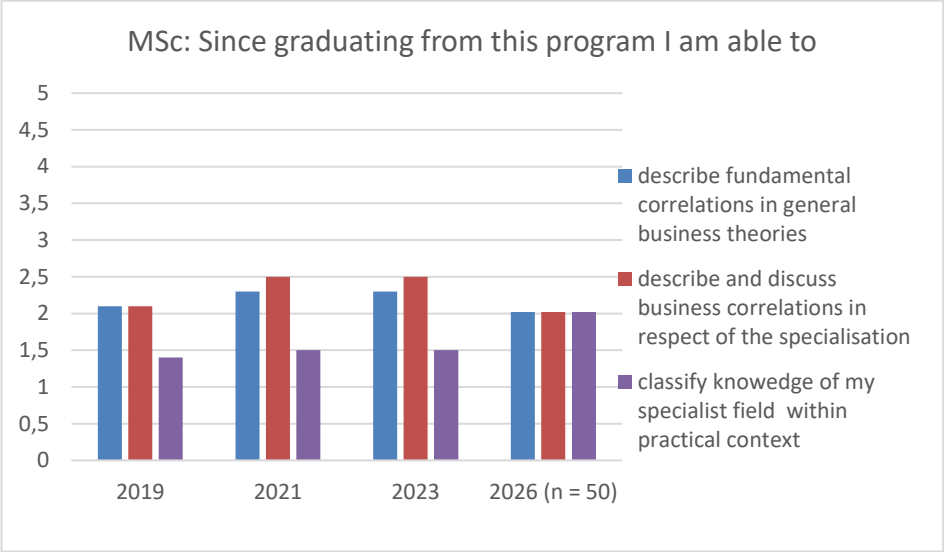

LO for general management programs of business GMBA
Summative_indirect_program evaluation

Target: Graduating students are expected to think critically
Sub-target: GMBA students can assess core business questions on the basis of case studies

		Analysis of Results	
Performance Measure (Competency)	Description of Measurement Instrument	Areas of Success	Insert Graphs or Tables of Resulting Trends for 3-5 Years (please graph all available data up to five years)
Average score achieved is below 2. (1=very much agree; 5= I do not agree at all).	Program Evaluation: Graduates of each year assess their achieved learning outcomes (1-5)	2017: 1,8 2018: 1,9 2019: 2,2 2026: 2,14	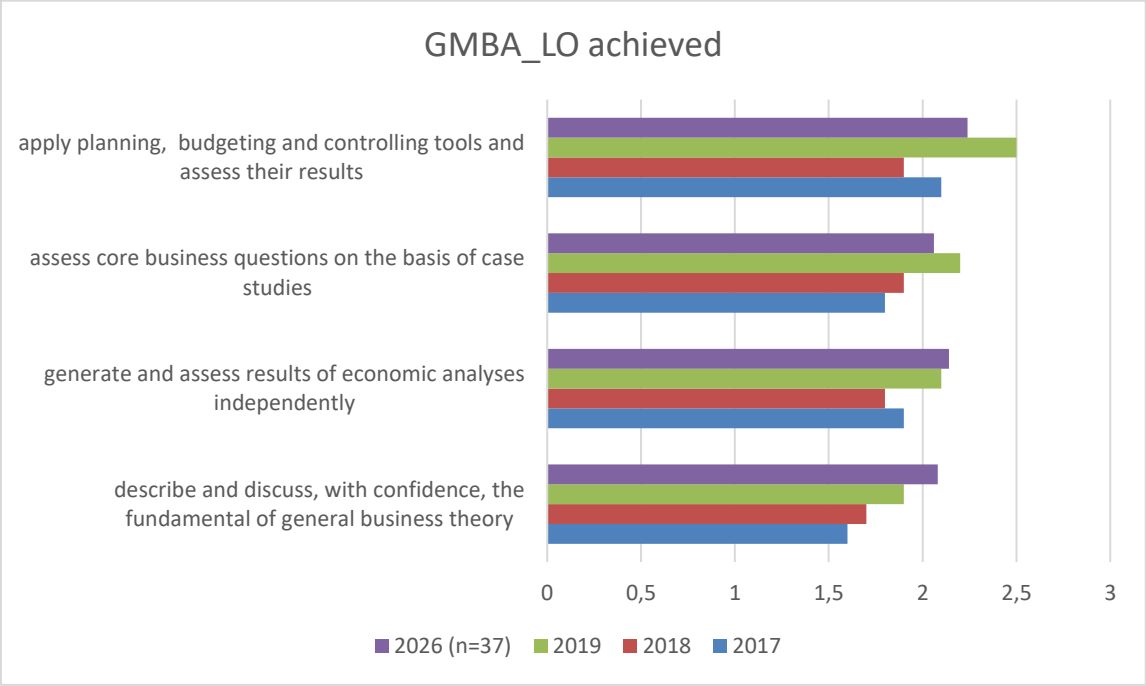

LO for all general management programs of business, MBA **Summative_indirect_program evaluation**			
Target: Graduating students are expected to think critically. Through case studies students will generate and assess results of economic analyses independently **Sub-Target: MBA with specialisations students can assess core business questions on the basis of case studies**			
		Analysis of Results	
Performance Measure (Competency)	Description of Measurement Instrument	Areas of Success	Insert Graphs or Tables of Resulting Trends for 3-5 Years (please graph all available data up to five years)
Average score achieved is below 2. (1=very much agree; 5= I do not agree at all).	Program Evaluation: Graduates of each year assess their achieved learning outcomes (1-5)	2017: 1,8 2018:1,6 2019:2 2021:2,5 2022:1,5 2023:1,8	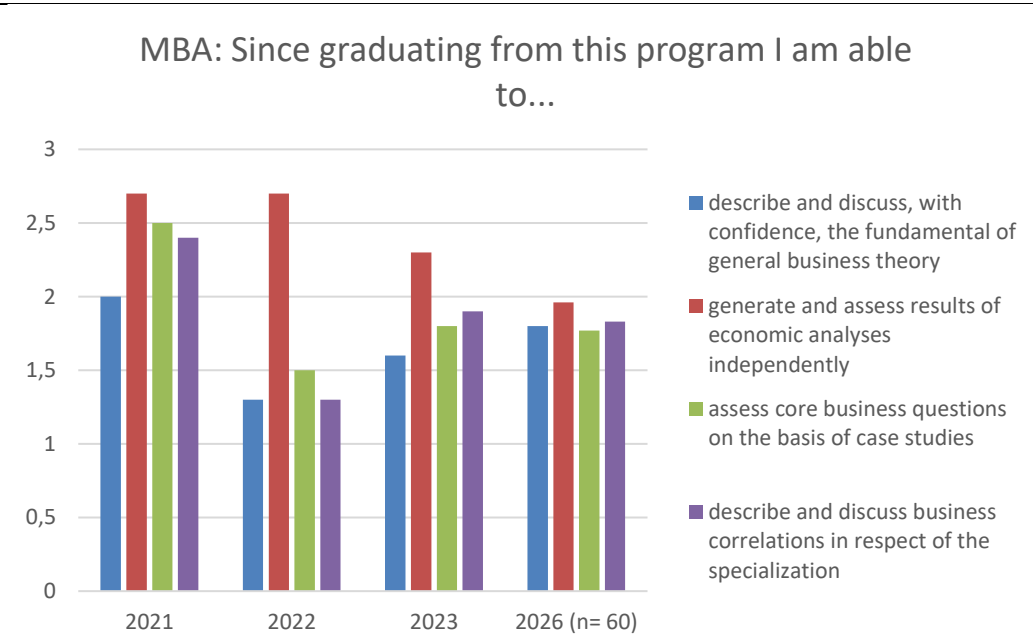

Learning Outcome:

Graduates are able to describe and discuss, with confidence, the fundamental of general business theory/ describe fundamental correlations in general business theories

Graduates are expected to have good knowledge in Accounting_PLO 1.1., PLO 2.1., PLO 3.1., PLO 4.1.

Performance Measure (Competency)	Description of Measurement Instrument	Areas of Success	Analysis and Action Taken	Results of Action Taken (occurs in the following year)	Insert Graphs or Tables of Resulting Trends for 3-5 Years (please graph all available data up to five years)
Target: The institution frequency correct score regarding **accounting** will be above the frequency correct score of **AACSB** institutions.	Peregrine: Direct summative target 3 cycles: Cycle 1: Sept 2023 – August 2024 Cycle 2: September 2024 – August 2025 Cycle 3: September 2025-August 2026	Cycle 1 47,7, Cycle 2 50,37, Cycle 3 55,12. **Target: 51,48**			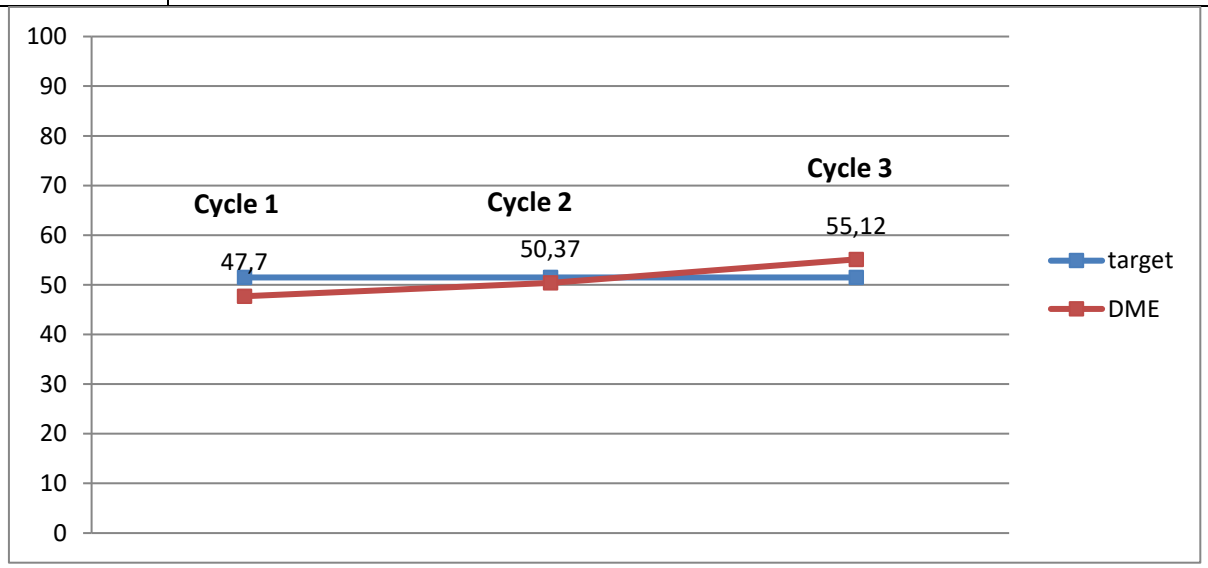

Learning Outcome: **Graduates are able to describe and discuss, with confidence, the fundamental of general business theory/ describe fundamental correlations in general business theories**					
Graduates are expected to have good knowledge in Business Leadership_ PLO 1.1., PLO 2.1., PLO 3.1., PLO 4.1., PLO 1.5., PLO 2.4.					
Performance Measure (Competency)	Description of Measurement Instrument	Areas of Success	Analysis and Action Taken	Results of Action Taken (occurs in the following year)	Insert Graphs or Tables of Resulting Trends for 3-5 Years (please graph all available data up to five years)
Target: The institution frequency correct score regarding **business leadership** will be above the frequency correct score of AACSB institutions.	Peregrine: Direct summative target 3 cycles: Cycle 1: Sept 2023 – August 2024 Cycle 2: September 2024 – August 2025 Cycle 3: September 2025-August 2026	Cycle 1: 47,16, Cycle 2 50,73, Cycle 3: 51,16. **Target: 48,66.**	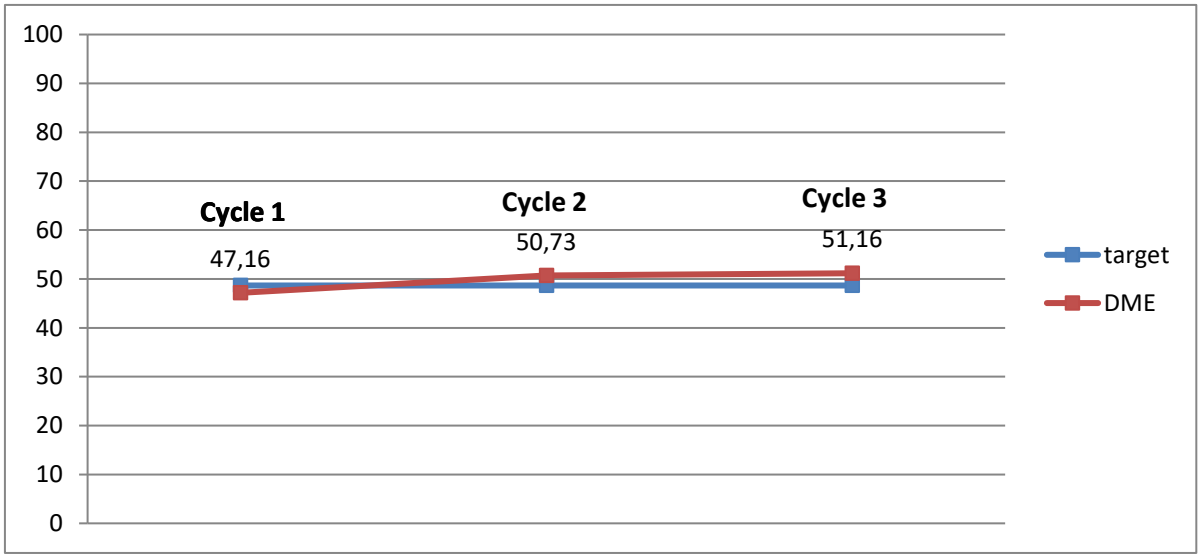		

Learning Outcome: **Graduates are able to describe and discuss, with confidence, the fundamental of general business theory/ describe fundamental correlations in general business theories**					
Graduates are expected to have good knowledge in Economics_ PLO 1.1., PLO 2.1., PLO 3.1., PLO 4.1., PLO 1.4					
Performance Measure (Competency)	Description of Measurement Instrument	Areas of Success	Analysis and Action Taken	Results of Action Taken (occurs in the following year)	Insert Graphs or Tables of Resulting Trends for 3-5 Years (please graph all available data up to five years)
Target: The institution frequency correct score regarding **economics** will be above the frequency correct score of AACSB institutions.	Pergrine: Peregrine: Direct summative target 3 cycles: Cycle 1: Sept 2023 – August 2024 Cycle 2: September 2024 – August 2025 Cycle 3: September 2025-August 2026	Cycle 1: 42,89, Cycle 2: 51,04; Cycle 3: 52,27. **Target: 49,26.**	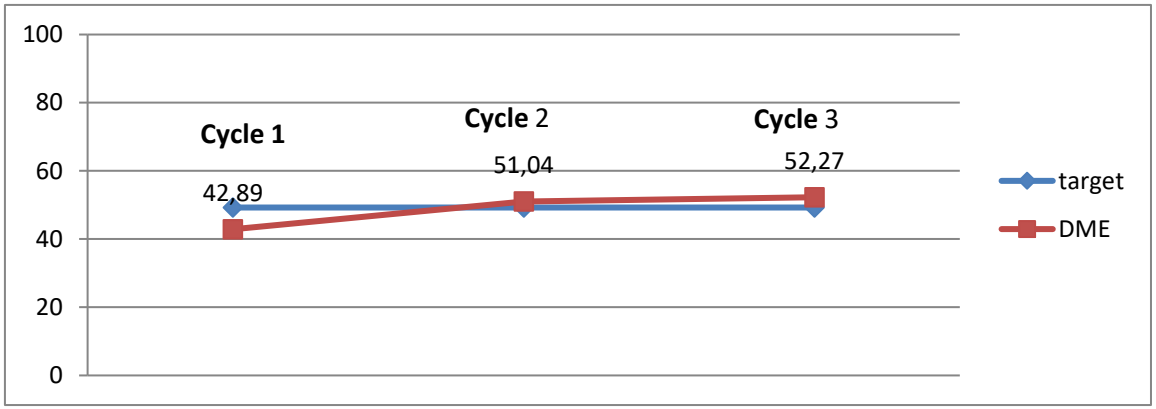		

Learning Outcome: **Graduates are able to describe and discuss, with confidence, the fundamental of general business theory/ describe fundamental correlations in general business theories**					
Graduates are expected to have good knowledge in Management_ PLO 1.1., PLO 2.1., PLO 3.1., PLO 4.1.					
Performance Measure (Competency)	Description of Measurement Instrument	Areas of Success	Analysis and Action Taken	Results of Action Taken (occurs in the following year)	Insert Graphs or Tables of Resulting Trends for 3-5 Years (please graph all available data up to five years)
Target: The institution frequency correct score regarding **management** will be above the frequency correct score of AACSB institutions.	Peregrine: Direct summative target 3 cycles: Cycle 1: Sept 2023 – August 2024 Cycle 2: September 2024 – August 2025 Cycle 3: September 2025-August 2026	Cycle 1: 57,77; Cycle 2: 58,15; Cycle 3: 62,26. **Target: 51,91**	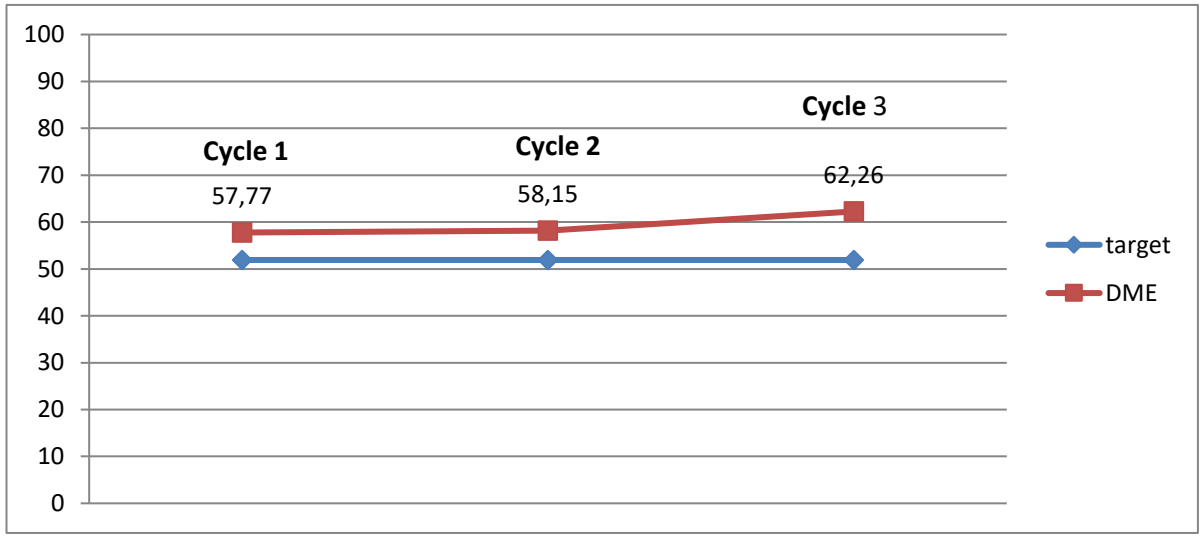		

Learning Outcome:

Graduates are able to describe and discuss, with confidence, the fundamental of general business theory/ describe fundamental correlations in general business theories

Graduates are expected to have good knowledge in Accounting_ PLO 1.1., PLO 2.1., PLO 3.1., PLO 4.1., PLO 1.6.

Performance Measure (Competency)	Description of Measurement Instrument	Areas of Success	Insert Graphs or Tables of Resulting Trends for 3-5 Years (please graph all available data up to five years)
Comparison Outbound results with aggregated pool by ACBSP Region 8. ***Target:*** *All 4 Master programs offered by DBS score at least as good as the aggregated pool of business schools who are affiliated with ACBSP Region 8.* The 4 programs comprise: 1. EMBA 2. Professional MBA with the specializations 3. MBA General Management 4. MSc	Outbound (Peregrine) results in comparison to business schools affiliated with ACBSP Region 8. Data from September 2023 – March 2026.	Students from 3 programs scored above or close to 55,85%, therefore higher compared to business schools affiliated with ACBSP Region 8.	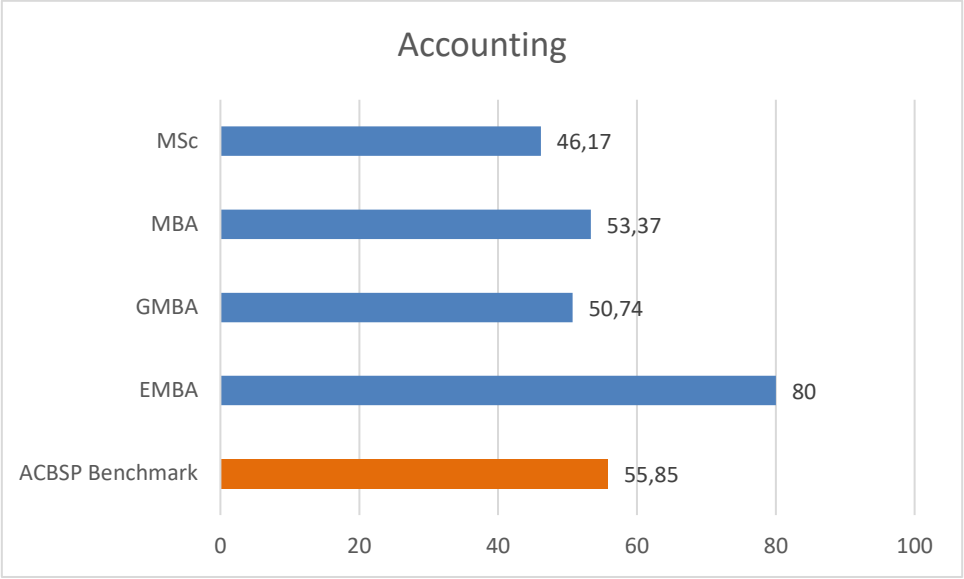

Learning Outcome:

Graduates are able to describe and discuss, with confidence, the fundamental of general business theory/ describe fundamental correlations in general business theories

Graduates are expected to have good knowledge in Leadership_ PLO 1.1., PLO 2.1., PLO 3.1., PLO 4.1., PLO 1.5. and PLO 2.4.

Performance Measure (Competency)	Description of Measurement Instrument	Areas of Success	Insert Graphs or Tables of Resulting Trends for 3-5 Years (please graph all available data up to five years)
Comparison Outbound results with aggregated pool by ACBSP. ***Target:*** *All 4 Master programs offered by DBS score at least as good as the aggregated pool of business schools who are affiliated with ACBSP Region 8.* The 4 programs comprise: 1. EMBA 2. Professional MBA with the specializations 3. MBA General Management 4. MSc	Outbound (Peregrine) results in comparison to business schools affiliated with ACBSP. Data from September 2023 – March 2026.	Students from 2 programs scored above and 2 programs close to 53,04% compared to business schools affiliated with ACBSP Region 8.	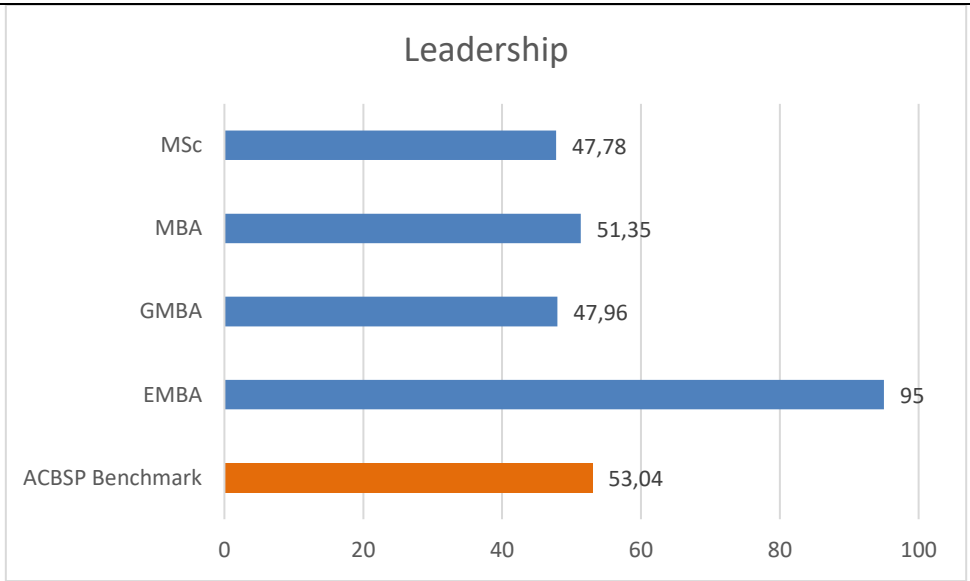

Learning Outcome:

Graduates are able to describe and discuss, with confidence, the fundamental of general business theory/ describe fundamental correlations in general business theories

Graduates are expected to have good knowledge in Management_ PLO 1.1., PLO 2.1., PLO 3.1., PLO 4.1.

Performance Measure (Competency)	Description of Measurement Instrument	Areas of Success	Insert Graphs or Tables of Resulting Trends for 3-5 Years (please graph all available data up to five years)
Comparison Outbound results with aggregated pool by ACBSP. ***Target:*** *All 4 Master programs offered by DBS score at least as good as the aggregated pool of business schools who are affiliated with ACBSP Region 8.* The 4 programs comprise: 1. EMBA 2. Professional MBA with the specializations 3. MBA General Management 4. MSc	Outbound (Peregrine) results in comparison to business schools affiliated with ACBSP region 8. Data from September 2023 – March 2026.	Students from DME of 3 programs scored above 59,44%, therefore higher compared to business school affiliated with ACBSP Region 8.	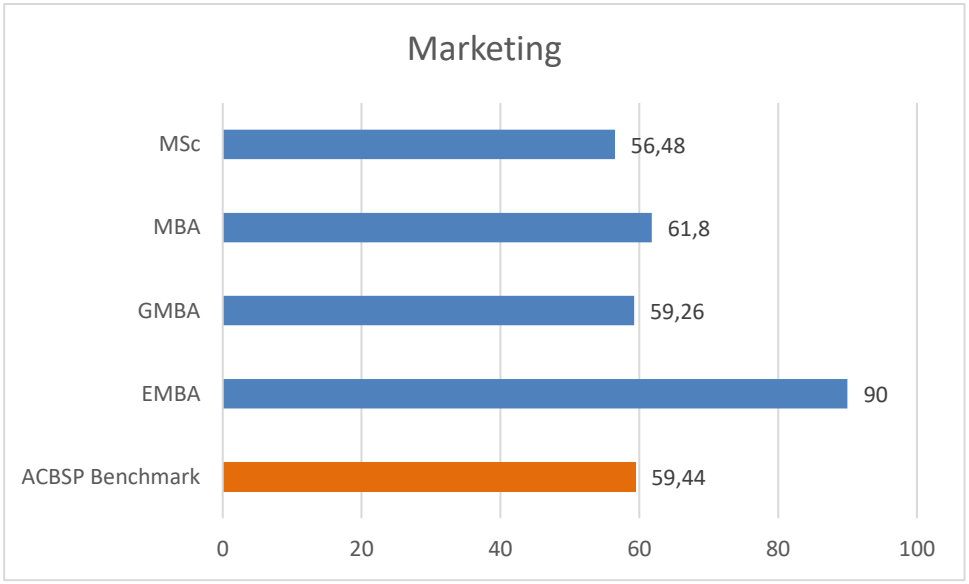

Learning Outcome:

Graduates are able to describe and discuss, with confidence, the fundamental of general business theory/ describe fundamental correlations in general business theories

Graduates are expected to have good knowledge in Organisational Behaviour_ PLO 1.1., PLO 2.1., PLO 3.1., PLO 4.1.

Performance Measure (Competency)	Description of Measurement Instrument	Areas of Success	Insert Graphs or Tables of Resulting Trends for 3-5 Years (please graph all available data up to five years)
Comparison Outbound results with aggregated pool by ACBSP. ***Target:*** *All 4 Master programs offered by DBS score at least as good as the aggregated pool of business schools who are affiliated with ACBSP Region 8.* The 4 programs comprise: 1. EMBA 2. Professional MBA with the specializations 3. MBA General Management 4. MSc	Outbound (Peregrine) results in comparison to business schools affiliated with ACBSP. Data from September 2023 – March 2026.	Students from Danube Business School of 2 programs scored above or close to 58,83%, compared to business school affiliated with ACBSP Region 8.	